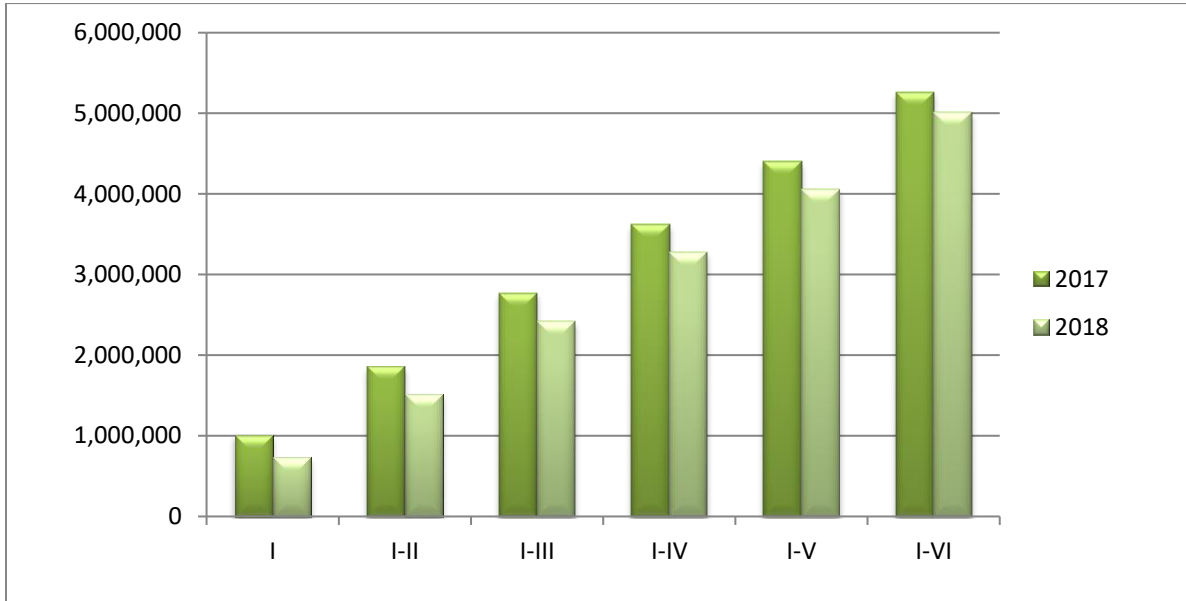
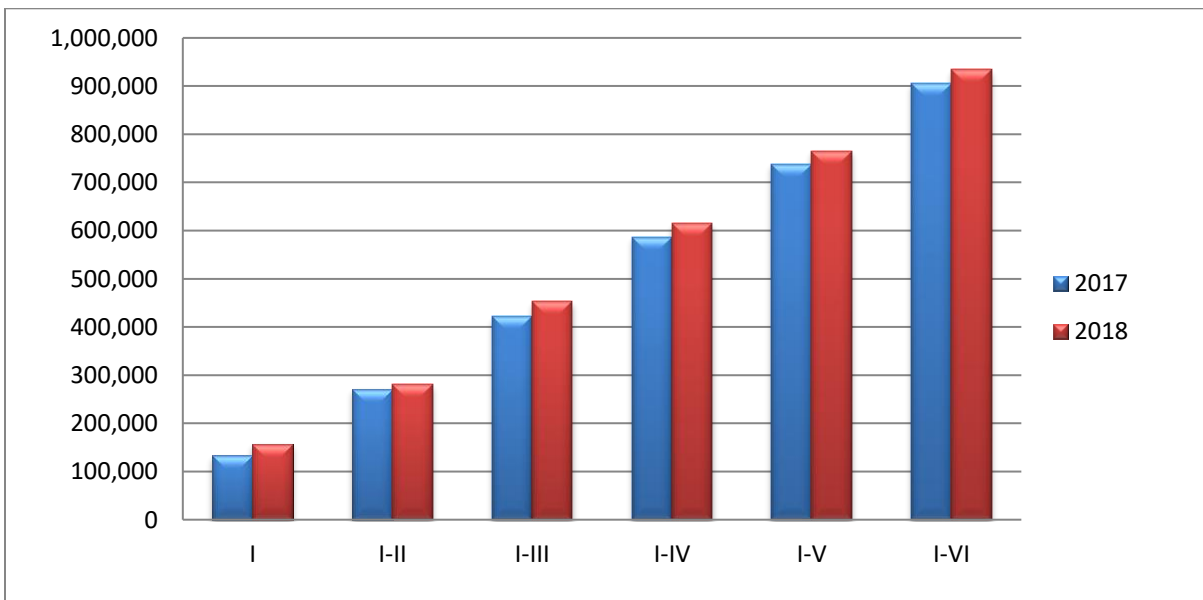


გადაზიდული ტვირთების რაოდენობა გადაზიდვის სახეობების მიხედვით ტონებში

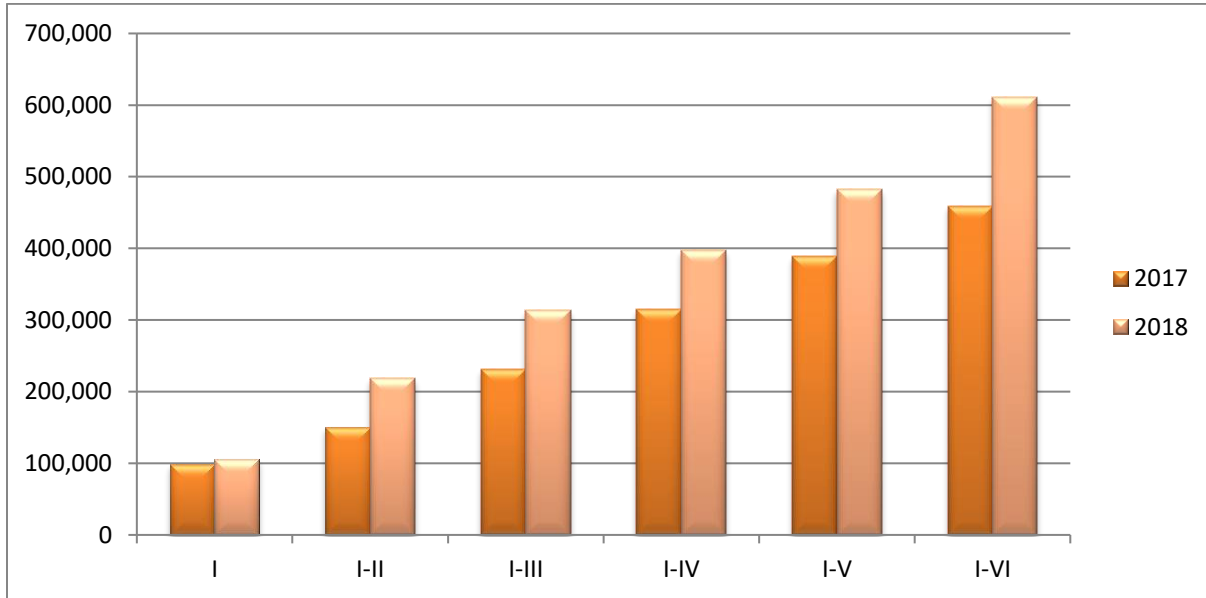
სულ გადაზიდვა	I	I-II	I-III	I-IV	I-V	I-VI
2017	1,010,465	1,857,182	2,771,406	3,625,560	4,406,730	5,264,393
2018	733,516	1,516,748	2,415,484	3,281,567	4,062,524	5,015,233



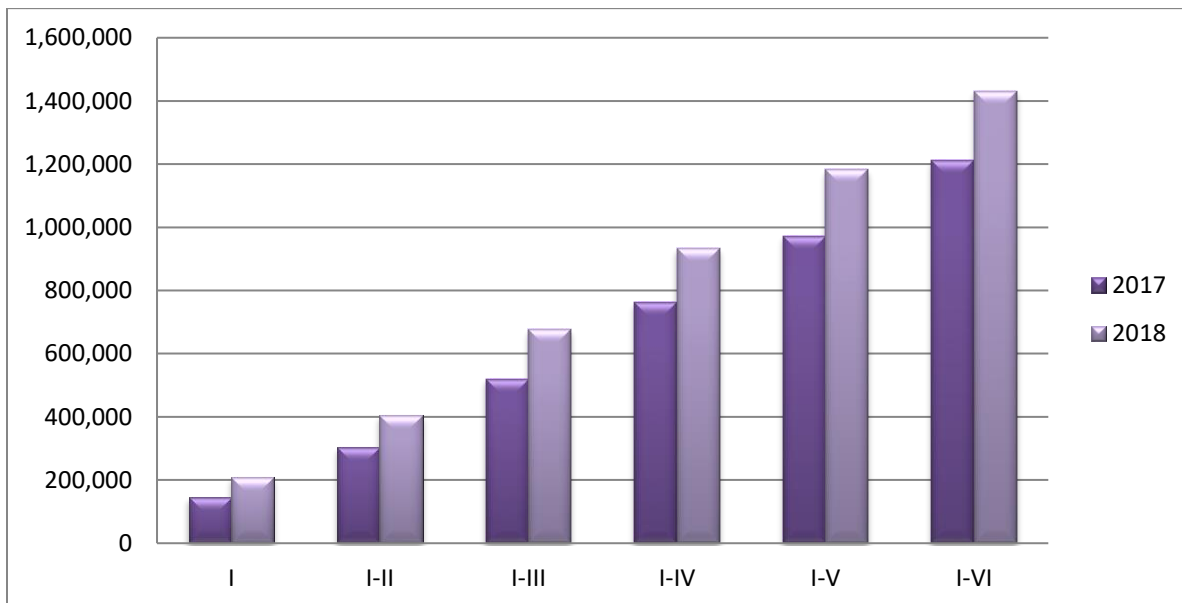
ადგილობრივი	I	I-II	I-III	I-IV	I-V	I-VI
2017	132,579	271,376	421,658	586,786	738,706	905,336
2018	157,207	280,444	452,775	615,273	765,265	935,184



ექსპორტი	I	I-II	I-III	I-IV	I-V	I-VI
2017	98,096	150,182	230,747	314,412	388,383	459,299
2018	105,672	218,893	313,118	396,618	481,889	611,235



იმპორტი	I	I-II	I-III	I-IV	I-V	I-VI
2017	144,562	302,533	519,331	762,450	972,410	1,212,578
2018	208,662	404,247	677,398	932,183	1,182,413	1,431,711



ტრანზიტო	I	I-II	I-III	I-IV	I-V	I-VI
2017	635,228	1,133,091	1,599,669	1,961,912	2,307,231	2,687,180
2018	261,976	613,164	972,193	1,337,494	1,632,957	2,037,103

